

## HOW TO ORDER

1. **USA ORDERS:** [zalman7898@att.net](mailto:zalman7898@att.net): NAME, SHIPPING ADDRESS, SUITE, CITY, STATE, ZIP CODE, NAME OF TRICKS, QUANTITY. [No PO box number]
2. **CREDIT CARDS:** Call 1-917-846-3284; M-F, 9-5 EST, after placing your email order. Visa, MasterCard, and Discover cards accepted. Your purchase will show on your statement as, Zalman Puchkoff.'
3. **DELIVERY:** You will receive an email confirming your order and the tracking number and date of shipment.

Trick Name	Price	
The Gaff deck™	\$25	
<p>This poker-size, linen finish deck comes with a 36 page booklet. It includes 20 gaffed card tricks, 6 gaffed packet tricks, 7 self-working card tricks, how to make gaffed cards, how to make blank tricks, how to force cards, card control, with presentation and patter.</p>		
Chinatown dollar	\$20	
Chinatown half	\$15	
<p>Three tricks in one! A gaffed 50¢ coin/Chinese coin and a regular 50¢ coin with a blank card are used to show a Chinese coin changing places right in front of their eyes – just one of the tricks!</p>		
Levitation	\$15	
<p>The magician shuffles a deck of cards and takes one of the cards out and shows it front and back and then puts it face down on his palm and lifts the card slightly and it stays in mid-air. He then revolves his hand up in the air, showing only the back of the card and then slowly lowers his hand and lets it drop on his palm. He then replaces it back into the deck.</p>		
Dice: "and one in my pocket"	\$20	
<p>The magician lays 3 die on the table, takes 1 and puts it in his pocket, picks up the 2nd and says, 'how many in my hand?' Whatever is said, he throws 3 on the table. He does the same thing twice, and on the 3<sup>rd</sup> move, the spectator says, 'one in your hand' and the magician says, 'you're right', and opens his fist as he drops the big die on the table.</p>		

**How to teach beginning magic            \$15**

This booklet explains what to do and not do in preparing a 6 week course teaching grownups how to do close-up magic. Emphasis is on the structure, days and hours and practice times, not on specific tricks although they are included along with where to buy tricks wholesale



---

**Rabbit in the hat                            \$10**

Great for children! Show a blank paddle on one of the paddles and a hat on the other paddle. Using the paddle move, rabbit appears on the blank paddle and then jumps across into the hat on the other paddle. You take the rabbit out of the hat and put him back into the hat. All sides of the 2 paddles are shown. How to and handling are in the vinyl pouch.



---

**Copper/Silver switch                      \$10**


A gaffed coin (English penny/50¢) is held in one hand. The copper coin is taken out and shown. "What's In the other hand"? The 50¢ is shown. When the magician does it again, the two coins are shown switched in each hand. A real fooler. No special sleight of hand required.



---

**Linking Pins                                    \$10**

Two large safety pins are pinned and closed then unpinned in front of the the spectator. When he opens one and closes it inside the other pin, they magically become unpinned. The full explanation and an unusual patter line make this a very convincing bit of entertainment. No special sleight of hand required. (Note the 'key' opening in photo).



---

**Easel Art                                         \$25**

A pad is opened showing a page with a blank canvas on an easel. The spectator signs his initials on the page. The magician closes the pad and asks a spectator to select a card from a deck and mentally transfer the picture of that card onto the canvas. When the spectator opens the pad, the chosen card appears on the easel in full color, where the spectator signed his name.



---

**\_ Dime 'n Pin                                    \$5**

Act out giving a diamond pin as a gift to someone, and when the pin is taken out from the paper case, it is shown to be a dime attached to a safety pin with a clasp to open and pin on someone. Instructions included. Makes a great gift!



**'Gag' cards** **\$7**


Four laminated cards for your wallet as 'gag' cards to show to a spectator for their entertainment. On left: My Pride & Joy, Right: 'My honey in a bikini', Upper middle: What's the score," Five to four, bottom of the fifth, one out, nobody on", bottom middle: "Read each of the 3 triangles correctly and win a fortune." Play it up! [99% of the people read all 3 sentences incorrectly!]



**Children's certificate** **\$5**

A laminated certificate to multiple photo-copy to personally sign and give to each child to frame if you do children's parties, after you give them the magician's oath to stand and take, making them a children's magician.

1. Never repeat a trick
2. Never tell anyone how you did a trick
3. Never make anyone feel foolish doing a trick
4. Practice until you know the trick by heart before you do it



**Saltless** **\$10**

A silver ball is tapped on the bottom of an empty salt shaker & it goes right through the bottom. The cap is removed and the ball, cap, & empty shaker can be examined by the spectator. This trick is repeatable.




**Velour pouches** **\$3**

Perfect for holding coins & small things. Size: 2" wide x 2.5" deep. Buy 5 and get one FREE! (6 for \$10!)



**Match this!** **\$3**

The magician places the match (one piece) head first into his closed fist which is palm-down, then turns his fist over and takes the match out head first. He does this a few times putting the match in his fist first, turning his fist over and taking it out head first. The last time, the match is put in head first and it comes out head last! The match may be handed out for examination. Full patter and instructions included. No sleight of hand required.



Zalman Puchkoff